

# Principles for Responsible Investment

An investor initiative  
in partnership with  
UNEP Finance Initiative  
and the  
UN Global Compact



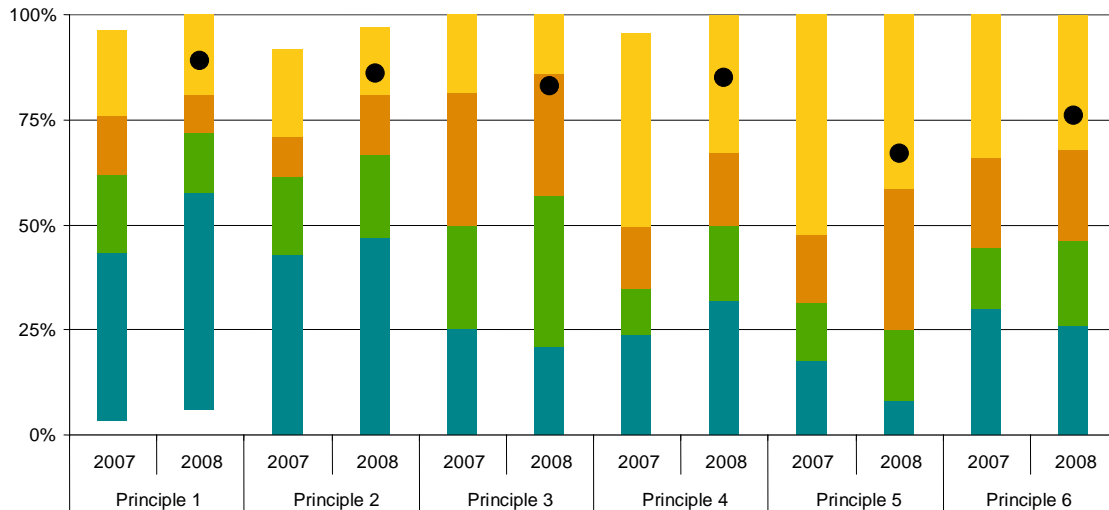
[www.unpri.org](http://www.unpri.org)  
[info@unpri.org](mailto:info@unpri.org)

## Principles for Responsible Investment Reporting and Assessment Tool **Individual results for KLP – July 2008**

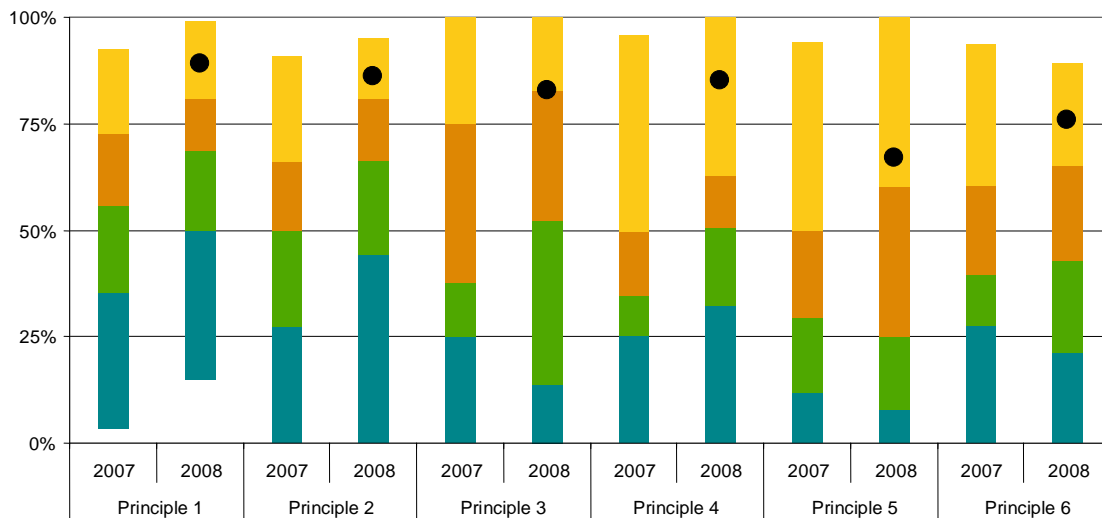
- Principle 1** Incorporate ESG (environmental, social and governance) analysis and decision-making processes.
- Principle 2** Be active owners and incorporate ESG issues into our ownership policies and practices.
- Principle 3** Seek appropriate disclosure on ESG issues by the entities in which we invest.
- Principle 4** Promote acceptance and implementation of the Principles within the investment industry
- Principle 5** Work together to enhance our effectiveness in implementing the Principles.
- Principle 6** Report on our activities and progress towards implementing the Principles.

# KLP's results for each principle

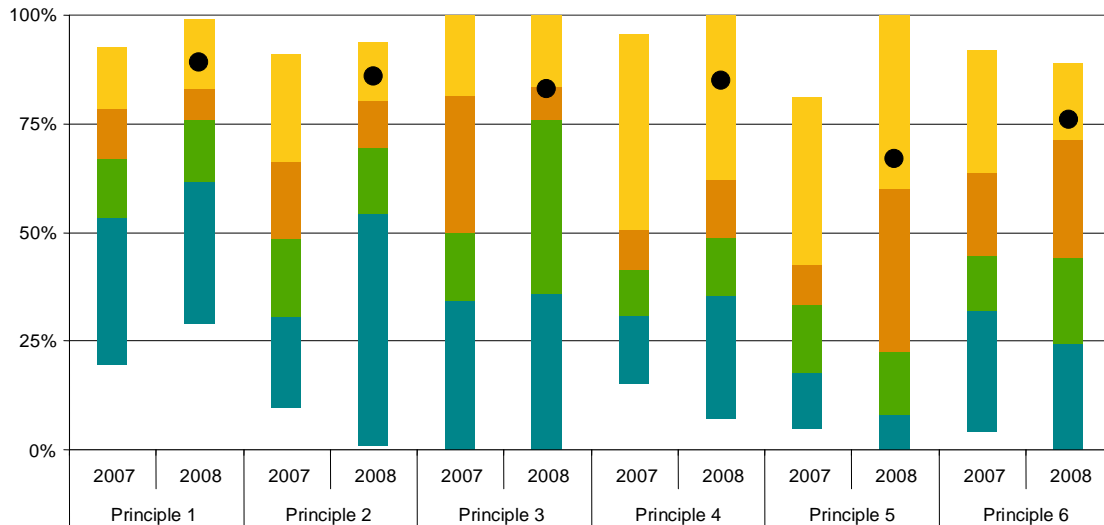
KLP Kapitalforvaltning's performance for each principle versus all UN PRI signatories



KLP Kapitalforvaltning's performance for each principle versus peers (Asset Owners)



KLP Kapitalforvaltning's performance for each principle versus peers (Asset Owners) in Europe



### Interpreting the results

Signatory scores for each Principle have been divided into four quartiles for three groups of respondents: 1) all signatories, 2) peers (asset owners and investment managers), and 3) for each signatory type in each region. You have received three charts. The first indicates your score relative to all signatories, the second indicates your score relative to your peer group (asset owners or investment managers) and the third indicates your score relative to your peer group in your region. The four quartiles are each represented by a box.

The top quartile for each Principle is the yellow coloured box and the bottom quartile is the blue coloured box. The median score is the horizontal line between the orange and green boxes. The black diamond shows your organisation's score for 2007 (if applicable) and the black circle shows your organisation's score for 2008 for each Principle. The position of the circle can tell you both which quartile your organisation is in and the relative position of your organisation within that quartile. If there is no diamond for a Principle, your organisation did not respond in 2007 or did not provide enough answers to meet the scoring threshold for that Principle (a score was not provided when there were a large number of 'not applicable' responses within a Principle). Results are shown by quartile and no absolute score is provided, given the indicative nature of the approach employed.

## Introduction of the reporting tool

This reporting and assessment tool was designed to assist signatories in their efforts to report on progress under Principle 6, and also to provide a methodology for assessing the efforts of individual signatories as well as the progress of the PRI initiative. The full report is available at [www.unpri.org/report08/](http://www.unpri.org/report08/). For the assessment element, responses to some questions were scored as indicated in the user manual.

Responses have been scored on a per-Principle basis, rather than on an overall basis. This removes the need to weigh or value the Principles in relation to each other, recognising that each approach to PRI implementation will reflect the varying needs of each signatory.

*Scores have been calculated based on signatories' self assessment and using the scoring methodology approved by the PRI Assessment Group. Not all responses have been independently verified by the PRI Secretariat, PRI Assessment Group, or any other third party. Individual results including comparisons to the overall results (quartiles) are indicative and do not imply an endorsement of signatory activity. While this information is believed to be reliable, no representations or warranties are made as to the accuracy of information presented, and no responsibility or liability can be accepted for any error, omission or inaccuracy in this information.*

## Number of signatories in peer groups

	P1		P2		P3		P4		P5		P6	
	2007	2008	2007	2008	2007	2008	2007	2008	2007	2008	2007	2008
All signatories	93	156	96	156	88	156	81	156	103	156	89	156
Peers	52	78	55	78	49	78	51	78	59	78	51	78
Peers in your region	23	36	24	36	20	36	22	36	25	36	24	36

---

### Contact information

Should you have any questions about your score or the methodology, please do not hesitate to contact:

Brian Minns  
Mercer  
Brian.Minns@mercer.com  
+1 416-868-8857

Jerome Tagger  
Principles for Responsible Investment  
Jerome.tagger@unpri.org  
+1 347-404-5589

For questions to KLP, please contact:

Jeanett Bergan  
Head of Responsible Investments  
jeanett.bergan@klp.no  
+47 92 03 85 89